

- i) Sample of submission for Hoarding sign
- ii) Sample of submission for Real Estate sign for landed property

i) Sample of submission for Hoarding sign

- Visual of proposed signage showing detailed artwork design, dimensions and area and intended position of proposed signage licence number



Fig 1. Full colour 9.6 sqm PVC banner wrapped on wooden frame

*For purposes of illustration only. Project information and marketing signs for the marketing of developments are allowed on the construction hoardings. (To be limited to the display of information pertaining to the on-site development only)

Project Title	Building/Land Owner's Endorsement	Applicant's Endorsement

i) Sample of submission for Hoarding sign

- Elevational plan of the building showing the position of the proposed signage



Type of surface
signage is
attached to (Eg:
Glass façade,
cement wall,
metal hoardings)

Fig 2. Site outlook before signages are placed

Project Title	Building/Land Owner's Endorsement	Applicant's Endorsement

i) Sample of submission for Hoarding sign




Fig 3. Site outlook after signages are placed

*Above dimensions for illustration purposes only

Project Title	Building/Land Owner's Endorsement	Applicant's Endorsement

i) Sample of submission for Hoarding sign

- Plan view showing the method and materials used for fixing of the signage

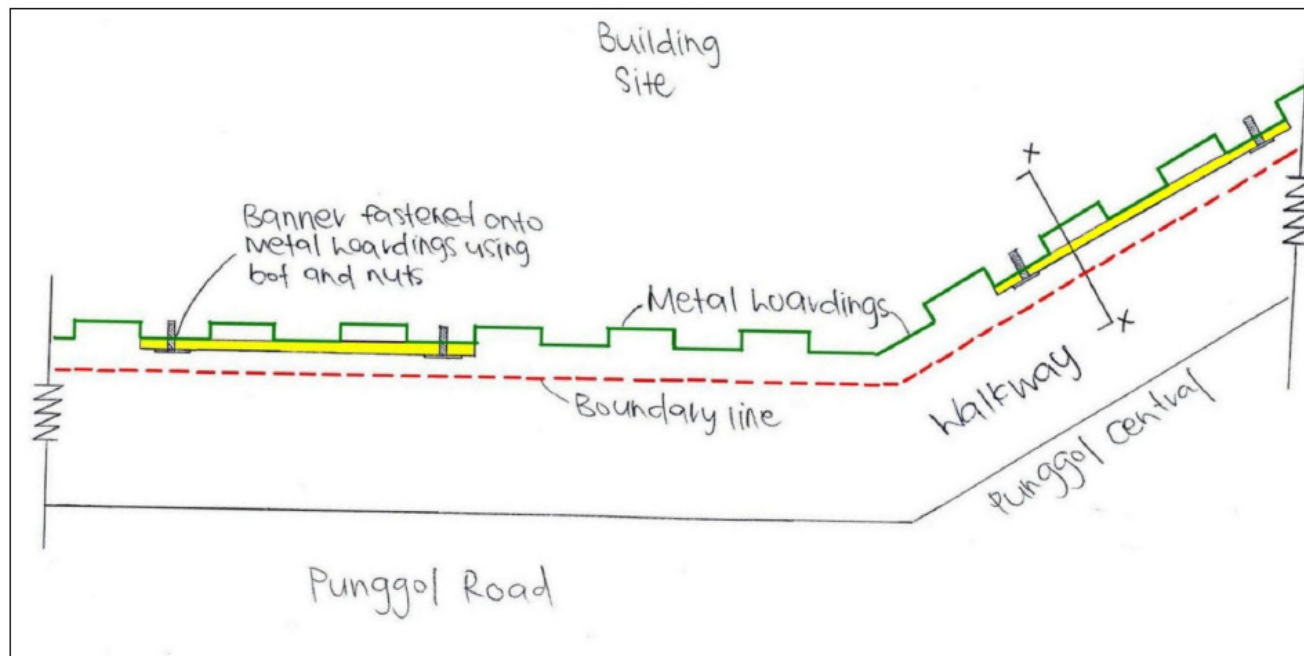


Fig 4. Plan view

Project Title	Building/Land Owner's Endorsement	Applicant's Endorsement

i) Sample of submission for Hoarding sign

- Sectional view showing the method and materials used for fixing of the signage

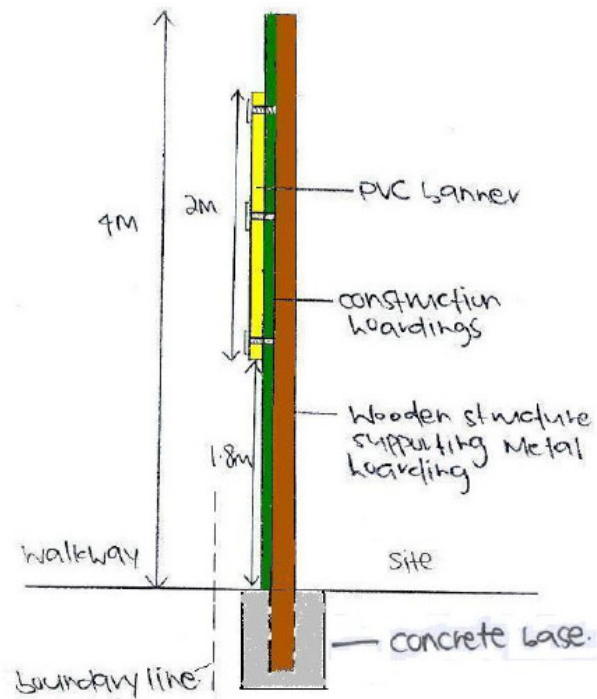
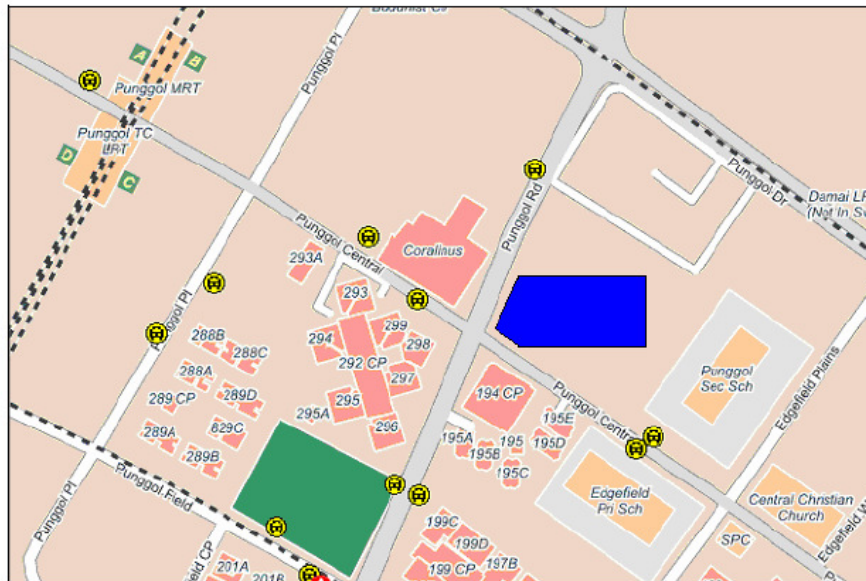


Fig 5. Sectional view X-X

Project Title	Building/Land Owner's Endorsement	Applicant's Endorsement

i) Sample of submission for Hoarding sign

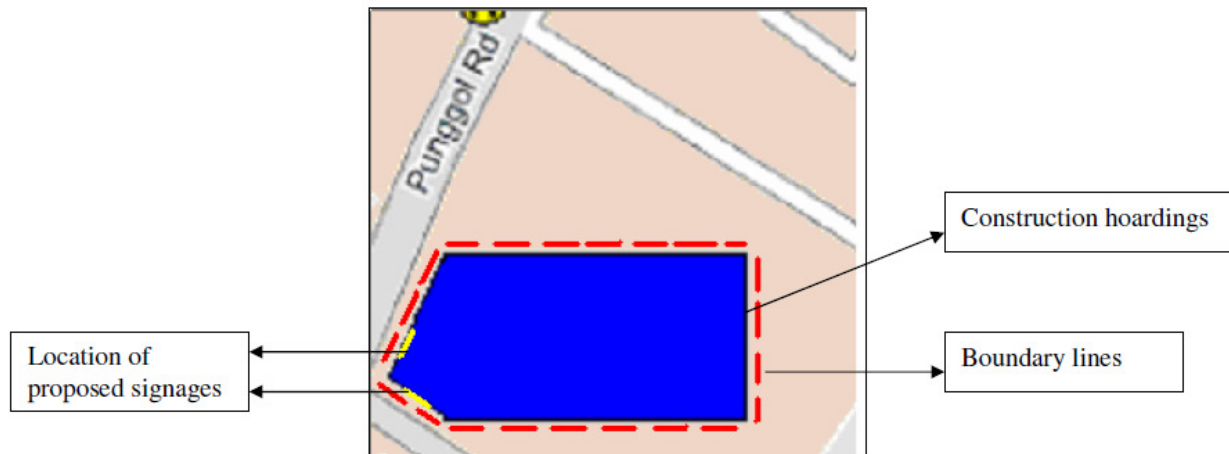
- Layout plan showing the relative position of display to buildings, roads or other landmarks



Project Title	Building/Land Owner's Endorsement	Applicant's Endorsement

i) Sample of submission for Hoarding sign

- Site plan showing the location of the lot on which the signage is to be erected/exhibited



Project Title	Building/Land Owner's Endorsement	Applicant's Endorsement

ii) Sample of submission for Real Estate sign for landed property

<p>To insert location map and indicate clearly the subject premises – Map can be extracted from street directory</p>	<p>Floor plan – a proper hand sketch of the position of the sign.</p>	<p>Description (For the application of real estate sign at a landed property only)</p>
		<p>Address of the sign</p>
		<p>Name and Signature of Applicant</p>
<p>Photo of the sign (with dimensions, material of sign used and indicate the fixing method)</p>	<p>Photo showing the actual location and position of the display(Please mark the proposed position of the sign with a thick frame on the photo)</p>	<p>Name of Signature of Land/ Building Owner(If the premises belongs to a company , please produce company stamp</p>
<p>Signage Guidelines : 1. One sign per development 2. a maximum size of 2 sap m per sign 3. the sign should be removed within 14 days of the sale, rental or lease of the property advertised. Please comply fully with the above guidelines for a smooth processing of the licence application and submit the drawing together with a Cat B licence application form.</p>		